

# **BROWARD SHERIFF'S OFFICE**

## **Offender Management Dashboard**



# Dashboard Phases and Goals

The Broward Sheriff's Office is working to enhance their **Offender Management Dashboard** by integrating the jail and court data to assist the judges, public defenders, prosecutors, and the clerk of courts in identifying and addressing delays within their criminal case processing.

## Phase I: Jail Management Data

- Automate jail data
- Ensure data integrity
- Enhance user access
- Share with other CJS partners
- Provide efficient reporting
- Use data to identify jail population reduction opportunities
- Target resources to reduce the jail population

In addition to  
Phase I goals

## Phase II: Clerk of Court's Data

- Integrate jail and court data
- Identify key criminal case processing stages for measurement
- Develop metrics to determine case processing efficiencies/inefficiencies
- Target resources to reduce average length of stay and reduce the jail population
- Fund initiatives which support case processing efficiencies

**Phase I:** Developed 24 unique ad-hoc reports with data analysis capabilities including adding, modifying, filtering, sorting and drill-down to record details

**Phase II:** Develop an additional 6 reports integrating jail and court data

# BROWARD SHERIFF'S OFFICE OFFENDER MANAGEMENT DASHBOARD

## BROWARD SHERIFF'S OFFICE OFFENDER MANAGEMENT DASHBOARD



- Dashboard Home
- Facility
- Demographics
- Charges
- Housing
- List of Offender Dashboard Reports

## CHARGES

List of Offender Dashboard Reports

[+ new item](#) or [edit this](#)

✓ Report

[Bond Amount - Current](#)

[Charge Status - Current](#)

[Charge Status - History](#)

[Charges - Current](#)

## FACILITY

List of Offender Dashboard Reports

[+ new item](#) or [edit this list](#)

✓ Report

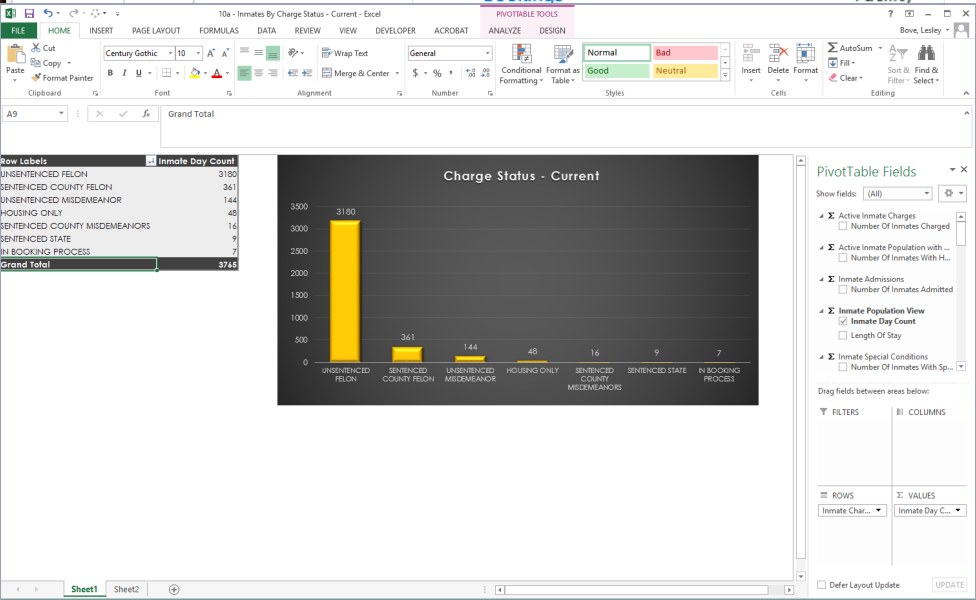
[Average Length of Stay](#)

[Bookings](#)

Category

Facility

Facility

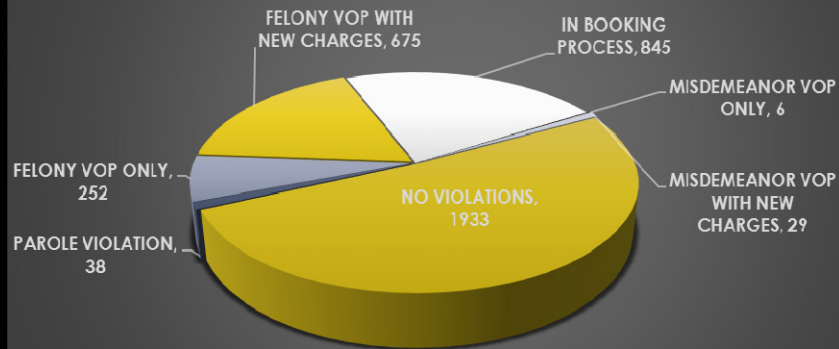




# BROWARD SHERIFF'S OFFICE

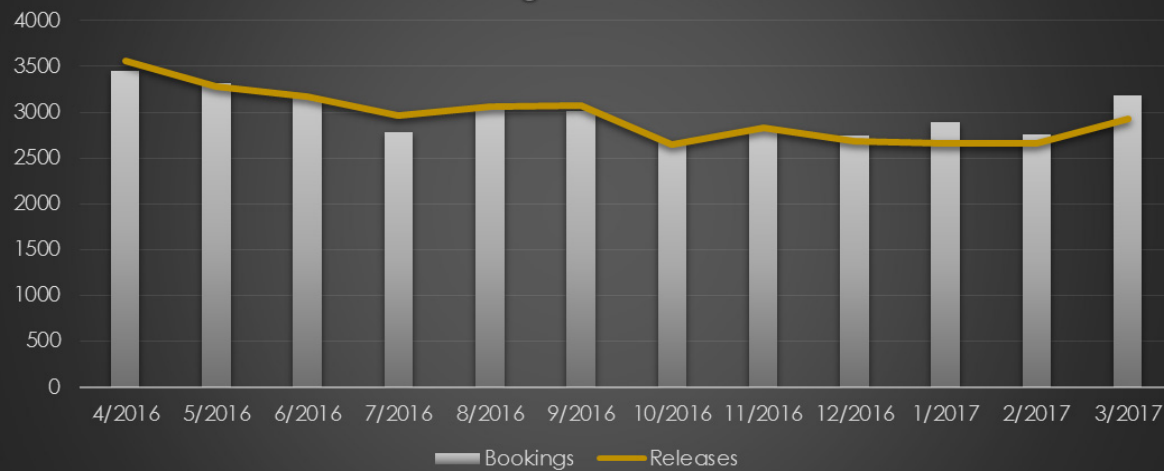
## OFFENDER MANAGEMENT DASHBOARD

Current Inmates In-Custody on Violations



Row Labels	Inmate Day Count
FELONY VOP ONLY	339
FELONY VOP WITH NEW CHARGES	792
IN BOOKING PROCESS	14
MISDEMEANOR VOP ONLY	8
MISDEMEANOR VOP WITH NEW CHARGES	42
NO VIOLATIONS	2520
PAROLE VIOLATION	53
Grand Total	3768

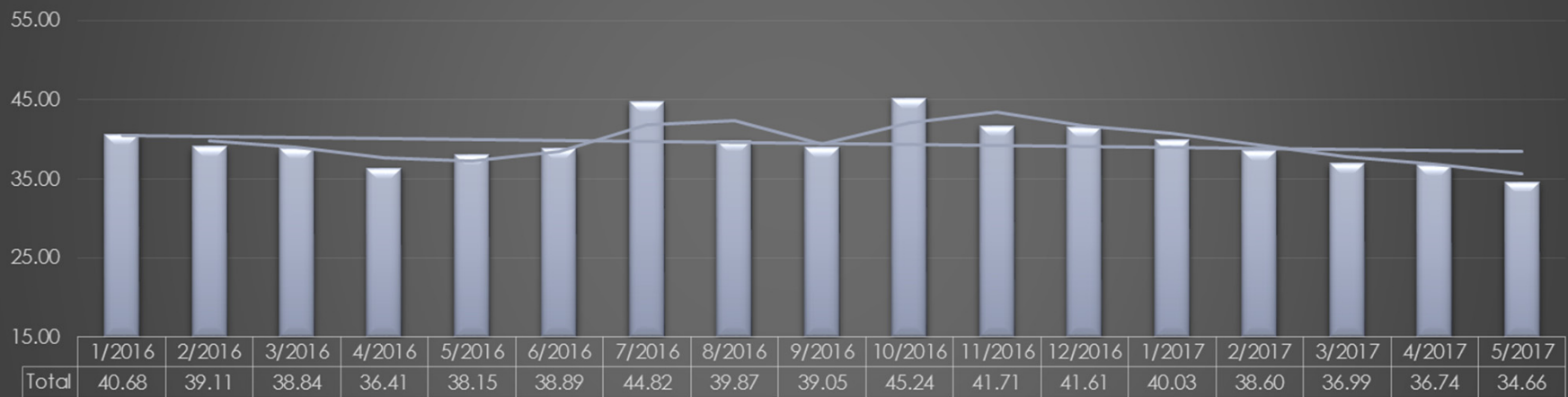
Bookings vs. Releases



# What can the current data tell us?

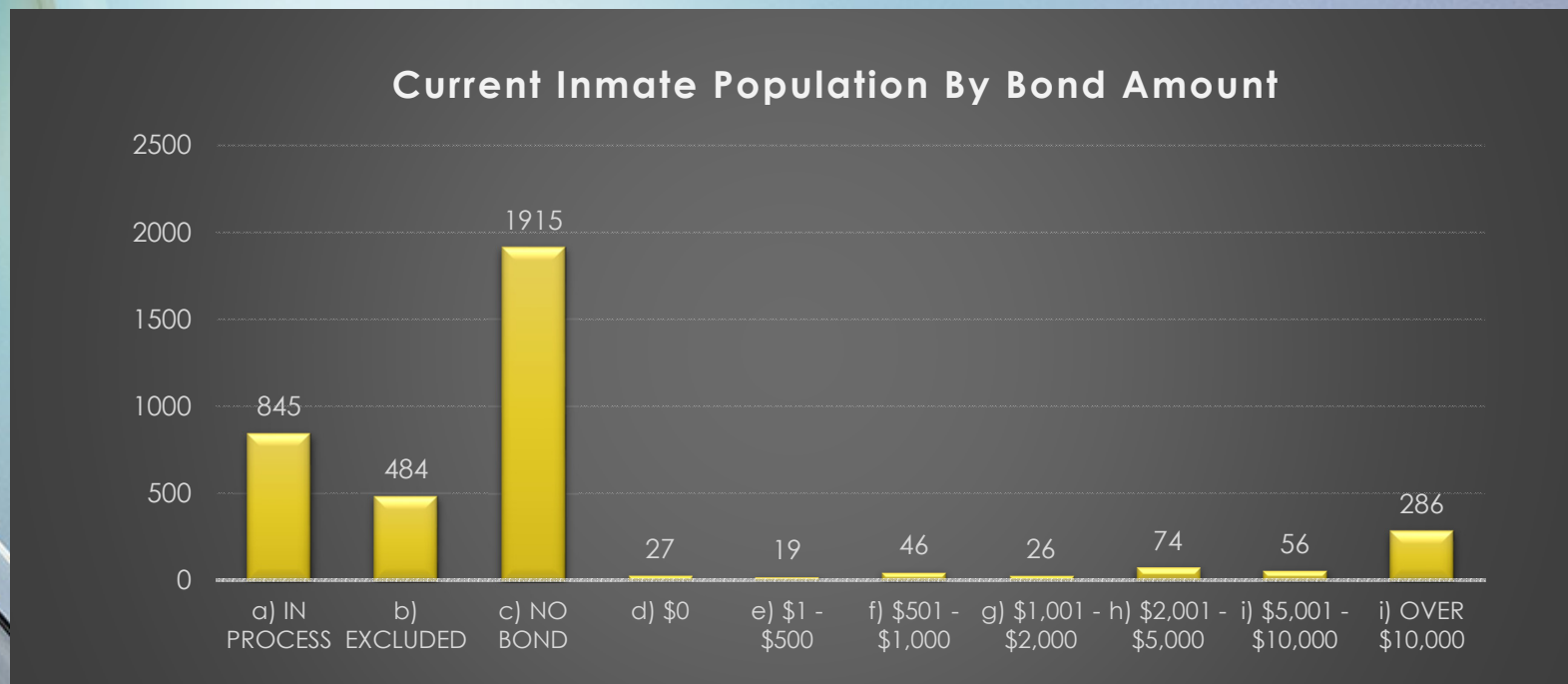
It can help us identify patterns or trends which impact the jail population

Average Length of Stay



# What can the current data tell us?

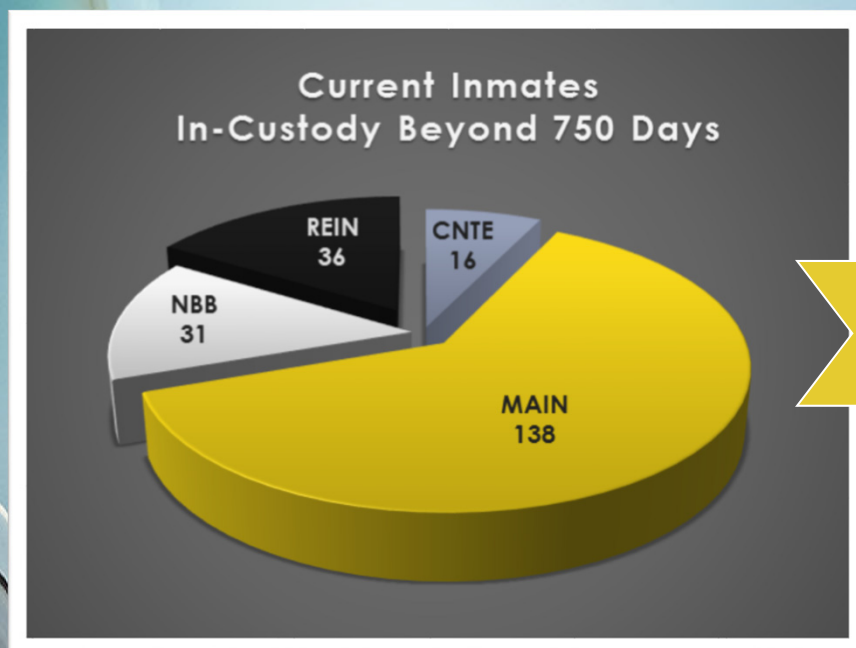
The majority of current offenders are being held on a **no-bond** status





# What can the current data tell us?

It can help us identify un-sentenced inmates in-custody beyond 750 days

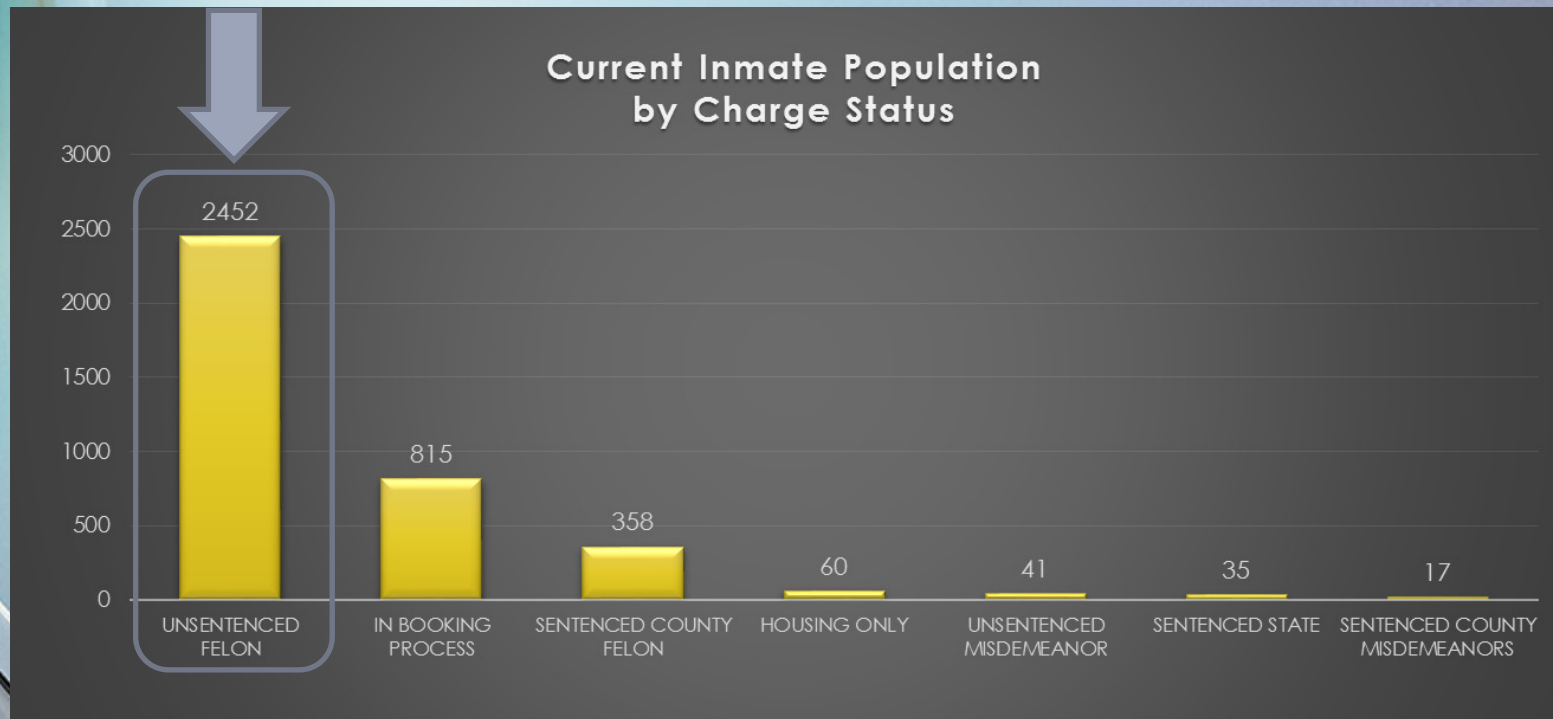


JMS Number	Full Name	Age	Current Cell
171300749	CHEVALIER, N	33	MAIN-6C-3-10-1
110601151	INGRAHAM, E	39	MAIN-8C-4-11-1
111500437	WILLIAMS, E	25	MAIN-8B-3-5-5
111400123	PRITCHETT, R	59	MAIN-8C-4-6-1
111400124	JACKSON, L	42	MAIN-7C-2-10-1
111403076	TAFFE, R	33	MAIN-4D-1-4-1
111401590	WELLS, R	26	MAIN-7C-1-9-2
111400261	DYER, D	30	MAIN-8C-4-10-1
111400705	COMBS, I	54	
111400529	BENJAMIN, K		

And now drill-down reports enable us to identify who those subjects are

# What can the current data tell us?

Data analysis capabilities enable us to see the demographic make-up of the offender population



For the above un-sentenced felony offenders: 64% are Black, 31% are for White, 5% are Hispanic, >1% are other



**BROWARD COUNTY SHERIFF'S OFFICE**  
**LOGIC MODEL FOR OFFENDER MANAGEMENT DASHBOARD (PHASE II)**

**OBJECTIVE:** The Broward Sheriff's Office is working to enhance their Offender Management Dashboard which will be used to identify and address criminal case processing delays and reduce the length of stay for individuals in the jail. To achieve this, the sheriff's office will be integrating the jail and court data to assist the judges, public defenders, prosecutors, and clerk of courts to improve their case processing times.



INPUTS	ACTIVITIES	OUTPUTS	OUTCOMES	IMPACT
Stakeholders <ul style="list-style-type: none"> <li>Sheriff's Office</li> <li>Clerk of Courts</li> <li>State Attorney</li> <li>Public Defender</li> <li>Judiciary</li> <li>County Government</li> <li>Public Safety Council</li> </ul> I.T. Resources <ul style="list-style-type: none"> <li>Human (BSO/Microsoft)</li> <li>Software Developer(s)</li> <li>Database Programmers</li> </ul> Infrastructure <ul style="list-style-type: none"> <li>Existing framework: Offender Management Dashboard (Phase I)</li> </ul> Subject Matter Experts <ul style="list-style-type: none"> <li>Darren Sieger - Jail management processes</li> <li>Lesley Bove – Business intelligence</li> </ul> MacArthur Foundation & County Funding	Interview stakeholders to identify criminal case processing stages for measurement  Identify delays in case processing  Develop a formal document to include the project requirements and deliverables  Enhance existing dashboard with criminal case data and develop new court-centric reports  Analyze measures and deploy resources to improve criminal case processing  Develop measures and standards to determine Criminal Justice System efficiency/inefficiencies  Provide training to stakeholders <ul style="list-style-type: none"> <li>Sheriff's Office</li> <li>Public Defender</li> <li>State Attorney</li> <li>Judiciary</li> <li>County Government</li> <li>Clerk of Courts</li> </ul>	Provide stakeholder access to data via integrated dashboard with data analysis capabilities <ul style="list-style-type: none"> <li>Visuals (tables, charts, &amp; graphs)</li> <li>Drill-down access to detailed reports (defendant-specific)</li> <li>Automatic notifications (i.e.: unfiled cases)</li> </ul> Fund initiatives to support case processing efficiencies	<u>SHORT-TERM</u>  Increase data sharing and transparency  Improve communication amongst stakeholders <ul style="list-style-type: none"> <li>Public Safety Council</li> <li>Public Defender</li> <li>State Attorney</li> <li>Judiciary</li> </ul> Facilitate collaboration on case processing initiatives  <u>LONG-TERM</u>  Improve case processing  Reduce offender length of stay  Decrease the overall jail population	Decrease funding required for jail beds  Establish best practices for efficient criminal case processing  Increase accountability, monitoring of current issues, and identification of potential impacts to the jail population and Criminal Justice System



# Thank you!

**Darren Sieger**

Classification Manager

[darren\\_sieger@sheriff.org](mailto:darren_sieger@sheriff.org)

(954) 831-6020

**Lesley Bove**

I.T. Systems Administrator

[lesley\\_bove@sheriff.org](mailto:lesley_bove@sheriff.org)

(954) 321-4531